

SAFETY NOTICE

This manual has been prepared as a guide to correctly service and repair 2014 Ski-Doo® snowmobiles described in the list in the *INTRODUCTION*.

This *SHOP MANUAL SUPPLEMENT* must be used in conjunction with the appropriate *SHOP MANUEL*. Refer to the proper manual when a particular system is not covered in this supplement.

PLATFORM	PART NUMBER
REV-XR™	219 100 472 (2011)
REV-XS™	219 100 731 (2013)

This edition was primarily published to be used by technicians who are already familiar with service procedures relating to Bombardier Recreational Products Inc. (BRP) products. Mechanical technicians should attend continuous training courses given by B.R.P.T.I.

Please note that the instructions will apply only if proper hand tools and special service tools are used.

The content depicts parts and procedures applicable to the particular product at time of writing. *SERVICE AND WARRANTY BULLETINS* may be published to update the content of this manual. Make sure to read and understand them. Dealer modifications that were carried out after manufacturing of the product, whether or not authorized by BRP, are not included.

In addition, the sole purpose of the illustrations throughout the manual, is to assist identification of the general configuration of the parts. They are not to be interpreted as technical drawings or exact replicas of the parts.

The use of BRP parts is most strongly recommended when considering replacement of any component. Dealer and/or distributor assistance should be sought in case of doubt.

The engines and the corresponding components identified in this document should not be utilized on product(s) other than those mentioned in this document.

This manual emphasizes particular information denoted by the wording and symbols:

⚠ CAUTION Indicates a hazardous situation which, if not avoided, could result in minor or moderate injury.

NOTICE Indicates an instruction which, if not followed, could result in severe damage to vehicle components or other property.

NOTE: Indicates supplementary information required to fully complete an instruction.

Although the mere reading of such information does not eliminate the hazard, your understanding of the information will promote its correct use. Always use common shop safety practice.

It is understood that this manual may be translated into another language. In the event of any discrepancy, the English version shall prevail.

BRP disclaims liability for all damages and/or injuries resulting from the improper use of the contents. We strongly recommend that any services be carried out and/or verified by a highly skilled professional mechanic. It is understood that certain modifications may render use of the vehicle illegal under existing federal, provincial and state regulations.

⚠ WARNING

Indicates a potential hazard that, if not avoided, could result in serious injury or death.

INTRODUCTION

This shop manual covers the following BRP made 2014 Ski-Doo snowmobiles.

MODEL	MODEL
MX Z™ TNT™	MAEA
Renegade™ Adrenaline™	MBEA, MBEB
Grand Touring™ LE	EAEA
GSX™ LE	DREA
Expedition™ Sport	KDEA, KDEB

The information and component/system descriptions contained in this manual are correct at time of writing. BRP however, maintains a policy of continuous improvement of its products without imposing upon itself any obligation to install them on products previously manufactured.

Due to late changes, there may be some differences between the manufactured product and the description and/or specifications in this document.

BRP reserves the right at any time to discontinue or change specifications, designs, features, models or equipment without incurring obligation.

12 V BATTERY SUPPLY CABLE
(P/N 529 035 997)



Page: 231

ADAPTER HOSE
(P/N 529 035 652)
Page: 56

ALIGNMENT BAR
(P/N 529 036 157)



Page: 258

CAMSHAFT LOCKING TOOL
(P/N 529 036 206)



Page: 124

CLUTCH PULLER
(P/N 529 036 275)



Page: 32

CRANKSHAFT LOCKING TOOL
(P/N 529 036 272)



Page: 148

CRANKSHAFT PROTECTOR
(P/N 529 036 213)



Page: 99

DRIVEN PULLEY SPRING
COMPRESSOR
(P/N 529 036 182)



Page: 261

ECM ADAPTER TOOL
(P/N 529 036 166)



Page: 58, 183, 203–204, 210–211,
213, 220

ENGINE LEAK DOWN TEST KIT
(P/N 529 035 661)



Page: 117

ENGINE LIFTING TOOL
(P/N 529 036 217)



Page: 32, 268

FLUKE 115 MULTIMETER
(P/N 529 035 868)



Page: 58–59, 97, 103, 183–184,
192–193, 203–204, 207, 210–211,
213, 219, 235, 240–241, 248, 251

FLYWHEEL PULLER
(P/N 420 976 235)



Page: 99

FUEL HOSE DISCONNECT TOOL
(P/N 529 036 037)



Page: 31, 195

HANDLE
(P/N 420 877 650)



Page: 83


SERVICE TOOLS INDEX

OIL SEAL PUSHER
(P/N 529 036 210)



Page: 83

OIL SEAL/BEARING PUSHER
(P/N 529 036 284)



Page: 139–140

PISTON CIRCLP INSTALLER
(P/N 529 036 207)




Page: 154

PISTON RING COMPRESSOR
(P/N 529 036 208)




Page: 155

POWER INTERFACE
(P/N 515 177 223)



Page: 231

PRELOAD TESTER
(P/N 529 036 164)



Page: 259

PRESSURE GAUGE
(P/N 529 035 709)




Page: 56

ROTARY SEAL INSTALLER
(P/N 529 036 211)



Page: 84

SMALL HOSE PINCHER
(P/N 295 000 076)




Page: 200

SPRING INSTALLER/REMOVER
(P/N 529 035 983)



Page: 48–49

T-HARNESS
(P/N 529 035 869)



Page: 191

TEST CAP
(P/N 529 035 991)



Page: 78

TRACK CLEAT INSTALLER
(P/N 529 036 044)



Page: 277

VACUUM/PRESSURE PUMP
(P/N 529 021 800)



Page: 78

VALVE SPRING COMPRESSOR CUP
(P/N 529 036 209)



Page: 130

VALVE SPRING COMPRESSOR
(P/N 529 035 724)



Page: 130